

Jetset Journals


no.1

2026

CAPE TOWN

10 Days

Short Trip



a travel guide

SUMMARY

01.

INTRO

Everything you need to know before your trip to Cape Town and the surrounding area.

p.3

03.

DAY-TO-DAY

A potential itinerary for a 10-day trip to the South African metropolis.

p.8



02.

HIGHLIGHTS

My top 10 must-see places around Cape Town, plus tips and tricks!


p.5

04.

WHERE TO EAT

The best restaurants and cafes in the region that you definitely shouldn't miss.

p.10




05.

WHERE TO SLEEP

My recommendations for accommodations to enjoy the round trip to the fullest.

p.12





INTRO

Cape Town – It is no coincidence that this city on the southern tip of the African continent has become one of the most popular travel destinations for Europeans, especially in winter.

Many also take advantage of the opportunity to work remotely in order to escape the European winter for several weeks or months at a time.

The region is particularly suitable for this because it is summer there at that time of year, prices are still at a reasonable level, and there is virtually no time difference.

There are now direct flights from some European airports, and the most convenient way to get to the city is by Uber.

Uber also offers the best option for safe and affordable transportation in the city.

This guide is primarily intended for first-time visitors and therefore focuses on the most important highlights in and around Cape Town, including a few days in Stellenbosch.

Of course, there is much more to see in the Cape Town region and throughout South Africa, which is why many people spend several weeks traveling around the country.

But even for those who only want to escape winter for 1-2 weeks, Cape Town and its surroundings offer an ideal destination.

Good to know:

Safety

For many people, safety concerns are the main reason against traveling to Cape Town/South Africa, and indeed, crime and the likelihood of finding yourself in an unpleasant situation are significantly higher here than in many parts of Europe.

However, even in Cape Town, common sense is usually enough to avoid such situations. This includes not wearing obvious valuables, expensive brand-name clothing, etc., staying away from quiet streets, and only traveling by Uber after dark. It is best to avoid townships.

Best Travel Time

As mentioned in the introduction, the best time to travel is during the South African summer (European winter) from November to March.

Health & Vaccination

Before traveling, you should consult a travel doctor about possible vaccinations, such as those against hepatitis, rabies, or typhoid. In addition, due to different hygiene standards, your first-aid kit should include medication for diarrhea and nausea.

Language & Currency

Although South Africa has numerous official languages, such as Afrikaans, English is widely spoken throughout the region. You don't really need cash in the form of South African rand anywhere, as card payments are accepted everywhere, especially in tourist areas.

Compared to Europe, the cost of living is still very low.

Trips & Reservations

Most tours (safaris, helicopter rides, etc.) can also be booked spontaneously on site, but it is advisable to check availability a few days in advance to be on the safe side.

During the peak travel season, it is definitely advisable to reserve a table at the most popular restaurants 2-3 weeks in advance, as they are often fully booked at short notice.

Getting around

The best and cheapest way to get around Cape Town and Stellenbosch is by Uber. A rental car may be a good option for a tour of the Cape Peninsula.

Living

The Sea Point & Gardens neighborhoods are probably the safest places to take an Airbnb in Cape Town.

HIGHLIGHTS



01.

Table Mountain

The most famous highlight and landmark of the city is Table Mountain. With a height of over 1000m, it can be seen from all sides of the city and owes its name to its shape, which resembles a table. A visit to the “summit” is definitely worthwhile and can be reached either by cable car (approx. €20 up and down) or via hiking trails that take several hours. For safety reasons, you should not attempt the ascent alone or in the dark.



02.

Lions Head

The second highlight is another mountain, Lions Head. This local mountain, with a height of just under 670 m, is also a popular hiking destination, and you can reach the summit after a several hour's hike. The hike at sunrise is particularly popular. Here, too, it is best not to set off alone. From the top, you have a great view of the city and the beaches.



03.

Camps Bay

Camps Bay is a suburb of Cape Town and is particularly striking due to its location at the foot of the Twelve Apostles mountains range and its white sandy beach. Numerous luxury villas with pools are built on the hillside, and there are nice cafés and restaurants on the promenade. Camps Bay can be reached from the city center in 20 minutes by Uber, and the sunset, which turns the mountains red, is particularly nice.



04.

Oranjezicht Market

The markets are another highlight of Cape Town, especially the Oranjezicht Market at the Waterfront. The market is open on weekends until the afternoon and on Wednesday evenings. The Mojo Market in Sea Point is also worth a visit, as is the Bay Harbor Market in Hout Bay.

05.

Signal Hill

At 350 meters, Signal Hill is relatively low, but it is still a beautiful spot, especially at sunset. You can easily get there by Uber. Another alternative for watching the sunset is The Rock viewing platform.

06.

Bo Kaap

Bo Kaap is a district in the city center that is a popular photo spot due to its colorful houses. It is not one of the safest districts and should therefore only be visited during daylight hours. The V&A Waterfront is also worth a visit. The rest of the city center is not particularly attractive.

07.

Kirstenbosch Garden

If you want to escape the city and get out into the green, you should visit Kirstenbosch Botanical Garden. Here you can relax with a picnic, and in the summer months there are concerts in the evenings. You should arrive a little early to get good spots.



08.

Stellenbosch

The Stellenbosch region is also worth a visit, even if it's your first time here. There are some great wineries here, and the center of this student town is also worth a visit.

Alongside the safari parks, Stellenbosch is one of the most popular places in the region outside of Cape Town. You can fit one of both into a 10-day trip.



09.

Beaches

Of course, the beautiful beaches around the city are also among the highlights, especially Clifton Beaches next to Camps Bay, Llandudno Beach, Bloubergstrand, Muizenberg Beach with its colorful beach houses, and Boulders Beach, which is famous for the penguins that live there.



10.

Cape Peninsula

A day trip to the Cape Peninsula is also a highlight that should not be missed. If you rent a car for a day, you can visit many highlights in one trip. Start with a drive along the famous Chapman's Peak Drive, followed by a stop at the penguins of Boulders Beach, and the Cape of Good Hope.



DAY TO DAY

Day 1 – After arriving at the airport in the morning, head to your Airbnb in *Sea Point* and then have breakfast at *Pauline's*. Afterwards, take a walk along the *promenade*, past the stadium to the *V&A Waterfront*. Back in *Sea Point*, grab lunch at the *Mojo Market* and drive up *Signal Hill* to watch the sunset.

Day 2 – Day 2 begins with a sunrise hike up *Lions Head*, followed by a drive to *Camps Bay* and lunch at the *Mantra Café*. The afternoon is spent relaxing on *Camps Bay beach*, and dinner is at the *Grand Pavillon*.

Day 3 – If Day 3 falls on a weekend, start with brunch at the *Oranjezicht Market*. Pick up some food to take with you and head to *Kirstenbosch Botanical Garden*, where you can picnic in the afternoon and enjoy a concert in the evening.

Day 4 – On a bad weather day, you could start with an hour of cycling at *Hustle & Heart* in *Sea Point* and then have breakfast at *Plato Coffee* directly opposite. Lunch is at *Una Mas Mezcaleria*, and in the afternoon you can visit the *V&A Waterfront* and the *District Six Museum*. For dinner you'll head to *The Black Sheep*.

Day 5 – On the fifth day, you can rent a car and explore the *Cape Peninsula*. Drive past *Hout Bay*, along *Chapman's Peak Drive*, and stop to see the penguins at *Boulders Beach* in *Simon's Town* before continuing on to *Cape Point Nature Reserve*. Here you can climb up to *Cape Point* and take a photo at the famous *Cape of Good Hope* sign. If time allows, you can take a different route on the way back and stop briefly at *Muizenberg Beach*.

Day 6 – On day 6, it's time to escape the city for a while.

In our opinion, a 2-3 day stay in *Stellenbosch* is a good idea. But if you'd rather go on a *safari*, now would be the right time.

We think that other African countries offer better and more authentic safaris, but of course there are also smaller safari parks around Cape Town worth a visit.

In any case, we decided to take a trip to Stellenbosch.

After breakfast at *Truth Coffee Roasting* in the city, we took an Uber to our accommodation in Stellenbosch.

We had reserved a table for lunch in advance at the beautiful *Waterford Estate*. Here you can have lunch and then take part in a typical *wine tasting*. In the evening, we were lucky because the *Stellenbosch Street Soiree*, a kind of city festival mainly attended by students, was taking place in the city of Stellenbosch.

Day 7 – After spending the evening in Stellenbosch, the following morning is spent relaxing and enjoying some time by the *pool* at the accommodation.

For lunch, you drive to *Stellenbosch* to *The Fat Butcher* and enjoy an incredibly delicious steak. After strolling through the town, you drive back to a winery, this time to *Ernie Els Wines*, where you can also hit a few golf balls (the founder, Ernie Els, is a former professional golfer) and then have dinner.

Day 8 – The next day, you return to Cape Town and explore the *city center*. First, you stroll through the colorful streets of *Bo Kaap*, then have lunch at *Clarke's* on *Long Street*. In the afternoon, you visit *Gardens* and have dinner at *Café Paradiso* in the evening.

Day 9 – Day 9 starts with a cable car ride up *Table Mountain*, followed by breakfast at *Nourish'd*.

At lunchtime, you can grab a Wagyu burger at *Zuney* and take a *boat trip* from the Waterfront. If you are lucky, you can see sea lions or other animals.

After another sunset on *Signal Hill*, it's off to *Kloof Street House* for dinner and a few drinks.

Day 10 – To end the trip on a high note, take a *helicopter flight* on the last day, visit the *Oranjezicht Market* again, and spend the afternoon doing what you enjoyed most.

For example, have lunch at the *Mantra Café* and go swimming at *Clifton Beaches*. Here you can also enjoy the sunset from *The Rock* before heading to the *airport* late in the evening.

WHERE TO EAT

Restaurants:

★ **Mantra Café**

Nice Ambiente, Restaurant in Camps Bay
43 Victoria Rd, Camps Bay, Cape Town

● **Kloof Street House**

Cool restaurant & good drinks
30 Kloof St, Gardens, Cape Town

● **Grand Pavilion**

Great fish, Restaurant in Sea Point
277 Beach Rd, Sea Point, Cape Town



● **Clarke`s Bar & Dining**

Delicious Burgers & Rooster Dog
133 Bree St, Cape Town City Centre, CT

● **Una Mas Mezcaleria**

Great mexican restaurant, nice lunch spot
Shop 2, 77 Regent Rd, Sea Point, CT



● **Black Sheep Restaurant**

Good local meals, e.g. Impala
104 Kloof St, Gardens, Cape Town

● **Cafe Paradiso**

Tip: Chocolate-Chili sauce
110 Kloof St, Gardens, Cape Town

★ **The Fat Butcher**

Best Steak, in Stellenbosch
1 Van Riebeeck St, Stellenbosch Central

● **Zuney Wagyu**

Great Wagyu Beef Burger
Shop 2, 69A Kloof St, Gardens, Cape Town

Markets:

★ **Oranjezicht Farmers Market**

Amazing Brunch Spot on weekends
Breakwater Blvd, V&A Waterfront, CT

● **Mojo Market**

Market in Sea Point – Fish meals
30 Regent Rd, Sea Point, Cape Town

● **Bay Harbour Market**

Another nice market in Hout Bay (Mi-So)
31 Harbour Rd, Hout Bay, Cape Town

Cafés:

★ **Pauline`s**

Great breakfast spot in Sea Point
277 Main Rd, Sea Point, Cape Town

● **Platō Coffee**

Good coffe & more in Sea Point
120 Main Rd, Sea Point, Cape Town



● **Nourish'd Café & Juicery**

Amazing bowls & smoothies in Gardens
177 Kloof St, Gardens, Cape Town

● **Truth Coffee Roasting**

Good breakfast, interesting interieur
36 Buitenkant St, Cape Town City Centre

● **Meraki**

Good breakfast in Stellenbosch
43 Church St, Stellenbosch Central

Vineyards:

● **Ernie Els Wines**

Weingut with golf place & good dinner
Annandale Road, Stellenbosch NU

★ **Waterford Estate**

Beautiful vineyard, delicious wine & steak
Upper Blaauwklippen Rd, Helderberg Rural

● **Babylonstoren**

Nice vineyard with big garden area
Klapmuts – Simondium Rd, Simondium

● **Boschendal**

Vineyard with picnic places
Pniel Road, Groot, Franschhoek

● **Rust en Vrede, Peter Falke & Uva Mira**

Other classic vineyards



WHERE TO SLEEP

Cape Town

- **Airbnb #1 in Sea Point**

Great Airbnb in safe area in Sea Point, close to promenade, nice room and close to the main road with cafés and restaurants.
Good price



- **Airbnb #2 in Gardens**


Another great option, also very good and safe area, close to many restaurants & cafés and Kloof Street, spacious rooms and a nice balcony with Table Mountain view.
Also very good communication with the host and good price.



Stellenbosch

- **De Zalze Lodge**

Good location in Stellenbosch with a nice ambiente, own vineyard, cozy rooms, good breakfast and pool with a view.





**Thanks for reading! You can find more details on
my website or Instagram & TikTok!**



jetset_journalist

<https://www.jetset-journals.com/>