

Jetset Journals

no.1

2026

RIO

5 Days

Cityguide



a travel guide

SUMMARY

01.

INTRO

Everything you need to know before your stay in Rio de Janeiro.


p.3

03.

DAY-TO-DAY

A potential itinerary for a 5-day stay in the Brazilian metropolis.

p.7



02.

HIGHLIGHTS

My Top 10 Must-See Places in Rio, plus Tips and Tricks!

p.4

04.

WHERE TO EAT

The best restaurants and cafes in town, which you definitely shouldn't miss.



p.9


05.

WHERE TO SLEEP

My recommendation for a place to stay so you can enjoy the tour to the fullest.

p.10





INTRO

Rio—this Brazilian megacity is certainly high on every travel enthusiast’s list of dream destinations.

Here you’ll find white-sand beaches, jungles, mountains, and the Christ the Redeemer statue, one of the New Seven Wonders of the World.

A trip to Rio is often combined with visits to other places in Brazil or South America, and we, too, combined our visit with trips to Buenos Aires and the Patagonia region.

Other popular destinations in Brazil include the beaches of Bahia, the Amazon, Iguazu Falls, the Pantanal, São Paulo, and Lençóis Maranhenses National Park.

In general, you can visit Rio any time of year. While the best time to visit is the Brazilian winter (June–September), we also really enjoyed the summer with its warm temperatures. You do need a bit of luck to avoid too much rain then.

The language spoken in Rio is Portuguese, but you can get by quite well with English. Many people have serious concerns about safety in Rio, but we have to say that you can avoid unpleasant situations by using common sense most of the time.

You shouldn’t carry valuables with you unnecessarily, be careful with your cell phone on the streets, use Uber, and stay in busy areas.

HIGHLIGHTS



01.

Christ the Redeemer

The highlight that definitely deserves to be mentioned first—the city’s landmark and one of the Seven Wonders of the World—is Christ the Redeemer.

The statue, approximately 30 meters tall, towers over the city from Corcovado Mountain.

While the statue can be seen from every corner of the city, a visit up close is still well worth it.

You can reach the top either by train, by van, or on foot.




02.

Ipanema

Ipanema, both the neighborhood and its beach, are other highlights of the city.

In addition to the beautiful sandy beach (which is a bit quieter than Copacabana), there are countless cafés and restaurants, tree-lined streets, and Arpoador Rock—especially at sunset.

We also stayed in Ipanema and found the neighborhood to be very safe.




03.

Sugar Loaf Mountain

Sugar Loaf Mountain (“Pão de Açúcar”) is also one of Rio’s most famous landmarks, and a trip up the mountain is a must during any visit to Rio.

Sugar Loaf Mountain is primarily known for the magnificent view from the top, where you can take in the beaches—including Copacabana—, Corcovado Mountain with the Christ the Redeemer statue, and the surrounding city.



04.

Copacabana

Copacabana is also one of the first places that comes to mind when you think of Rio. The bars here are especially worth a visit in the evening, and the New Year's Eve fireworks display is a truly special experience. During the day, the quieter beaches are a better choice for us.

05.

Escadaria de Selarón

The steps of the Escadaria de Selarón are also among the city's most popular photo spots. The staircase is made of colorful mosaic tiles, and you should plan to visit as early in the morning as possible, before it gets too crowded. The area and empty streets around the steps aren't the safest.

06.


Santa Teresa

The historic Santa Teresa neighborhood should also be on your list when visiting Rio. Here, colorful houses line the green hills, and the historic yellow tram winds its way through the narrow streets with cafés and bars.

07.

Botanical Garden

The Botanical Garden, with its beautiful palm-lined avenues, also offers particularly lovely views and vistas. The nearby Parque Lage and the café there are also worth a visit (though the café was renovated in 2026).



08.

Rocinha


Favelas are just as much a part of Brazil as caipirinhas. One of the safest and most accessible favelas for tourists—and also the largest in the country, with up to 250,000 residents—is Rocinha.

Here, you get to know the “real” Rio, and a guided tour completely changes your perspective.

09.

Maracanã


Soccer is everywhere in Rio. In hardly any other city will you see so many people wearing jerseys; soccer is played on the beaches, in the favelas, and the Maracanã Stadium is the temple of soccer for Brazilians. Watching a game live here is a special experience.



10.

Dois Irmãos

The viewpoints on the surrounding mountains are another highlight, and a sunrise hike up Dois Irmãos is a particularly memorable experience. To get there, you'll need to take a motorcycle taxi through the Vidigal favela and then hike through the jungle for about 1–2 hours from the top of Vidigal. Pedra do Telegrafó and Gávea are other spots well worth visiting.





DAY TO DAY

Day 1 - On the first day of our stay in *Rio*, we started by exploring the neighborhood where we'd chosen to stay—*Ipanema*.

There, we treated ourselves to our first *caipirinha* and passion fruit juice on the beach (at stand 96!), played ball with the locals, and walked to *Arpoador Rock*, where we enjoyed the sunset. We had dinner at *Fogo de Chão* in *Botafogo*.

Day 2 - Day 2 started very early. Around 3 a.m., we took an Uber to the entrance of the *Vidigal favela*. There, our guide picked us up, and we rode a motorcycle taxi to the trailhead,

from where we *hiked up Dois Irmãos* and enjoyed the sunrise.

After a quick breakfast at *BB Lanches* in *Leblon*, our second guided tour was on the agenda: a tour through the *Rocinha favela*, including a drone video—a great experience with lots of sights and information. In the afternoon, we went swimming at *Praia da Joatinga* and had dinner at *Ferro e Farinha* in *Ipanema*.

Day 3 - On the third day, we took the train up to *Corcovado* and the *Christ the Redeemer statue* in the morning.

From there, we took an Uber to the *Escadaria de Selarón*, which was already quite crowded by then.

We strolled up the stairs and from there to *Santa Teresa*, where we had breakfast at *Café Heimen*.

After a quick break at our Airbnb and a midday snack from *Balcão*, we spent a relaxing afternoon at the *Botanical Garden*.

Unfortunately, the café at *Parque Lage* was closed for renovations.

In the evening, we went to *Pura Brasa* in *Ipanema* for dinner and a few drinks.

Day 4 - The next morning, we first drove to the *Feira da Glória market*.

There, we did a bit of souvenir shopping and had a traditional

breakfast—pastel with caldo de cana (sugarcane juice).

In the afternoon, we had tickets for a soccer game at *Maracanã Stadium*.

We took a guided tour with transportation and watched the cup final between *Fluminense and Flamengo*.

We ended the day at an authentic *samba bar* in the *Lapa* neighborhood.

Day 5 - On our last day, we had an açaí bowl from *Tapí* for breakfast and then took a look around *downtown* Rio. There, we saw the *Museo do Amanhã* from the outside, the *Paço Imperial*, *Confeitaria Colombo*, *Praça XV*, the *Municipal Theater*, and *Rio Cathedral*.

In the afternoon, we took the cable car up to *Sugarloaf Mountain* and enjoyed the view.

By late afternoon or early evening, it was already time to say goodbye, and we headed to the *airport*, from where we flew back home that evening.

Alternatives - Of course, Rio and its surrounding area have even more highlights to offer. During our visit, we had to limit ourselves to the attractions close to the city. But for those with more time, there are plenty of other worthwhile destinations to explore, including:

- Heli flight
- Pedra do Telégrafo
- Pedra da Gávea
- Ilha Grande Island
- Arraial do Cabo
- Tijuca Nationalpark
- Prainha Beach
- Colonial city Paraty

Tours & Tickets:

Sugar Loaf & Christ the Redeemer:



Rocinha Favela Tour:




Dois Irmãos Sunrise Hike:



For the two mentioned directly above, you can also contact Rio Guide Official per WA:

+55 21 99619-6122

Maracanã Soccer Game:



WHERE TO EAT

Cafés:

El Calafate

★ **Mato Café**

Delicious coffee & cookies in Ipanema

R. Francisco Otaviano, 67 - Loja 13, Ipanema

● **Café Delas**


Great Coffee near Botanical Garden

R. Visc. de Carandaí, 38 - Jardim Botânico

● **BB Lanches**

Great Açai bowls & juices in Leblon

R. Aristides Espinola, 64 - Loja A - Leblon




Market:

● **Feira da Glória (Sundays)**

Cool Market with Food, Drinks & Souvenirs

R. da Glória, 122 - Glória, Rio de Janeiro



Restaurants:

★ **Fogo de Chao**

Rodizio, great buffet & delicious meat

Av. Reporter Nestor Moreira, S/N - Botafogo

● **Braseiro Labuta**

Authentic BBQ-restaurant in central Rio

R. do Senado, 65 - Centro, Rio de Janeiro

● **Galeto Sat`s**

Typical brazilian meals

R. Barata Ribeiro, 7 - Loja D - Copacabana

● **Balcão**

Good snacks for lunch in Ipanema

R. Vinícius de Moraes, 98 b - Ipanema

● **Pura Brasa**

Good Restaurant & Bar - Drinks

R. Barão da Torre, 248 - Ipanema

● **Braseiro da Gávea**

Picanha - very good

Praça Santos Dumont, 116 - Loja A - Gávea

WHERE TO SLEEP

Rio de Janeiro offers countless great and diverse accommodation options—from massive hotel complexes on Copacabana to smaller boutique hotels in Santa Teresa, and fantastic Airbnbs in Leblon and Ipanema.

We chose a really cool Airbnb in Ipanema with a huge rooftop terrace and incredibly warm hosts in a perfect and safe location, just a few meters from the beach:



Thanks for reading! You can find more details on my website or on Instagram and TikTok!



jetset_journalist

<https://www.jetset-journals.com/>